

2026



ツーリズム EXPO ジャパン 2026 Tourism Expo Japan 2026

トラベルソリューション展 2026 Travel Solutions Exhibition 2026

Media Buyer Registration Manual 【For Reserved Business Meetings】

Media Buyer

Trade and Press Days 【Thursday, September 24-Friday, September 25】

Public Days 【Saturday, September 26-Sunday, September 27】

Ver. 1

Uploaded: Thursday, June 25

For “Media Buyer” registration (where to start), refer to P.8

NOTE) If you do not fall under “Media Buyer” category,
please refer to the **manual of the applicable category.**

VISITOR

https://tej2026.jcdbizmatch.jp/Files/Registration_Manual_en.pdf

BUYER

https://tej2026.jcdbizmatch.jp/Files/Buyer_Registration_Manual_en.pdf

MEDIA

https://tej2026.jcdbizmatch.jp/Files/Media_Registration_Manual_en.pdf

**Business Matching System Users Manual is available from HOME screen
of your “Business Meeting My Page”
〈scheduled to be uploaded by Thursday, June 25〉**

Introduction	
Which category do you belong to?	2
Reserved Business Meeting participants and correlation	3
The conditions to register as Business Meeting Buyer/Media Buyer	4
Place and Style of Reserved Business Meeting	5
Flow up to Business Meeting	6
Reserved Business Meeting Schedule	7
Media Buyer Registration 【Reserved Business Meetings】 Overview	
Steps to follow up to the Business Meetings	8 ~ 9
Basic Profile Registration The information you need to enter	10 ~ 13
Business Matching Information Registration The information you need to enter	14 ~ 15
【for Hosted Overseas Media only】 Guidance for the Business Meeting Media Buyer registration	16
My Page	
Overview	17
Apply for Press Coverage/ TEJ Conference	18
For Inquiry	19

This manual is for those who wish to participate as

MEDIA BUYER

Categories and features		Exhibition	Business Meetings		Registration(s) necessary for participation
		VISIT (coverage)	Reserved Business Meetings	Walk-in Business Meetings	
VISITOR	Member of the industry whose main purpose is to VISIT the event. Will NOT participate in Reserved Business Meetings	○	×	○	Visitor Registration /Walk-in Business Meetings ① Basic Profile
BUYER	Member of the industry whose main purpose is to do Buyer activities . Will participate in the Reserved Business Meetings. ※must fulfill requirements	○	○	○	Buyer Registration [Reserved Business Meetings] ① Basic Profile ② Business Matching Information
MEDIA	Media worker whose main purpose is to cover the event . Will NOT participate in Reserved Business Meetings.	○	×	○	Media Registration /Walk-in Business Meetings ① Basic Profile
MEDIA BUYER	Media worker whose main interest is to do Buyer activities . Will participate in Reserved Business Meetings (pre-matched meetings). ※must fulfill requirements	○	○	○	Media Buyer Registration [Reserved Business Meetings] ① Basic Profile ② Business Matching Information

※No general public admitted on Trade and Press Day.

※The registration form differs according to your business category. Please be careful when you select the application form.

TEJ Business Meeting is composed of

Reserved
Business
Meetings

and

Walk-in
Business
Meetings

Business Meetings

Pre-matched

Reserved Business Meetings

The most Significant point of TEJ

- Buyer/Media Buyer registration is necessary.
- Your Business Meeting schedule (appointments) will be fixed in advance through the Business Matching System.

No reservations in advance

Walk-in Business Meetings

- Although Reserved Business Meetings will be prioritized, it will be possible to have business meetings on the spot during your visit to the venue.

「Reserved Business Meetings」have restriction of the companies you can have meetings with, depending on the category you belong to(※)

Sellers

Among TEJ exhibitors, those who wish to register for the Business Meetings as Sellers and can provide material and/or information to promote their companies/organizations.

Buyers

Those who wish to register for the Business Meetings to obtain material and/or information as Buyers.

Seller
(also as Buyer)

※ Sellers who wish to obtain business material and information through the Meetings can hold Seller-to-Seller meetings.

Domestic Exhibitors
(Including tourism-related companies and organizations)

Exhibitors Who handle travels from overseas to Japan

Overseas Exhibitors

Travel Solution 2026 Exhibitors

Travel Agencies

MICE Buyers

Educational Trip Buyers

Media Buyers

Hosted Overseas Media (※)

JCMA Buyers

※Companies outside of travel industry who were invited by the Organizers

Global Buyers

Overseas travel agencies approved by the Organizers

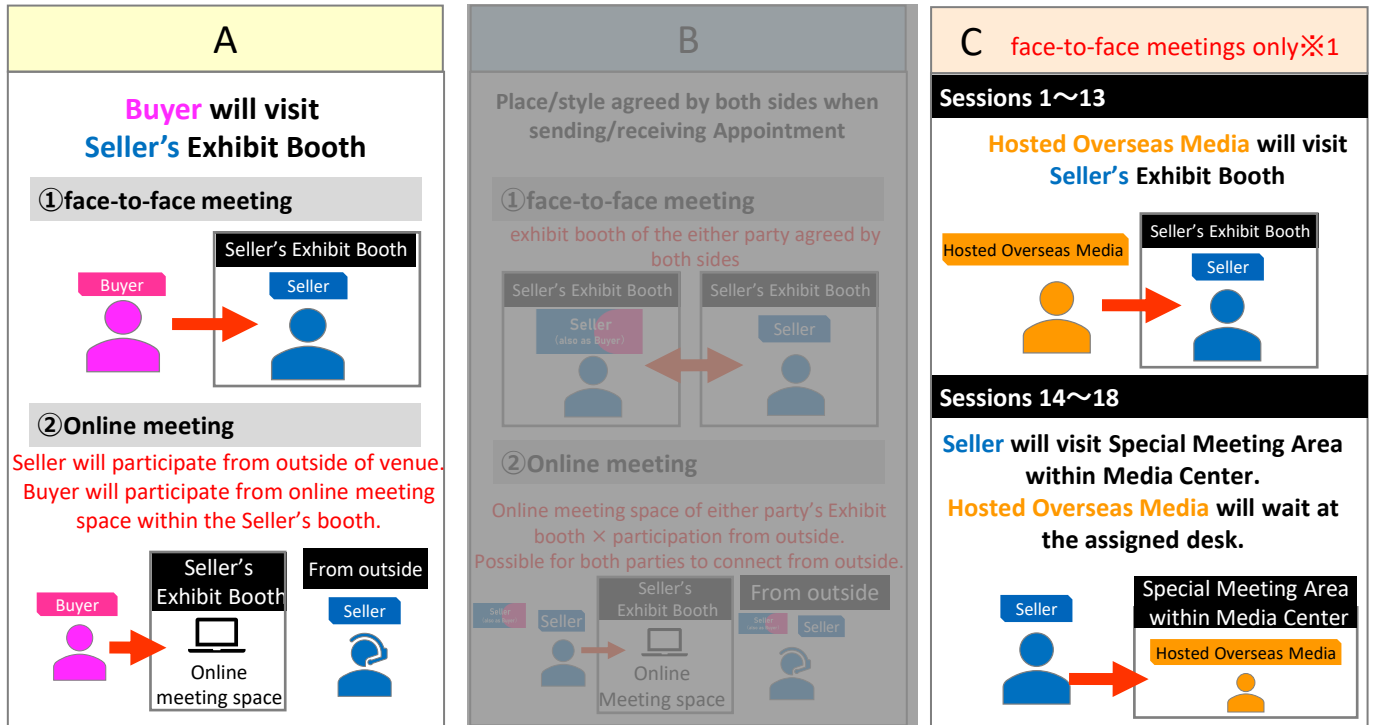
※ Non-Japanese Media who reside in Japan can have meetings with Domestic Exhibitors and Exhibitors who handle travels form overseas to Japan.

Only those who fulfill the conditions below will be approved as Business Meeting Buyer/Media Buyer

- Expected to hold more than 8 sessions of Business Meetings.
- No registration charge necessary for any of the categories below.
- Sales activities are prohibited.

	Category of Registrants	Conditions for approval
Travel Agency	Japan Travel and Tourism Association	Overseas Buyer Domestic Buyer Buyer handling inbound travels to Japan MICE Buyer Educational Tour Buyer
	Japan Travel and Tourism Association(JATA)	
	Japan National Tourism Organization(JNTO)	
	All Nippon Travel Agents Association(ANTA)	
	Global Buyer	Companies outside Japan, approved by the Organizers
Media	Media companies	Media companies who handle information regarding travel and/or travel programs (TV, newspaper, magazines, WEB, etc.) selected by the Organizers.
	Hosted Overseas Media※1	By invitation only ※1 Reserved Business Meetings can be matched with TEJ Domestic Sellers • Sellers who handle travels from overseas to Japan. Business Meeting locations will be specified by the organizer.
Cross-Industry	JCMA Buyer	Japan Convention Management Association(JCMA) member company

Place/style of meetings differ depending on your counterpart.
Please refer to the table below.



		Seller			
		Domestic Exhibitors	Exhibitors handling travels to Japan from overseas	Overseas Exhibitors	Travel Solution 2026 Exhibitors
Buyer	Travel Agencies	A	A	A	A
	MICE Buyers	A	A	A	A
	Educational Trip Buyers	A	A	A	A
	Media Buyers	A	A	A	A
	Hosted Overseas Media	C ※1	C ※1	X ※2	X ※2
	JCMA Buyers	A	A	A	A
	Global Buyers	A	A	A	A
Sellers who wish to do Buyer acts Seller (also as Buyer)	Domestic Exhibitors	B	B	B	B
	Exhibitors handling travels to Japan from overseas	B	B	B	B
	Overseas Exhibitors	B	B	B	B
	Travel Solution 2026 Exhibitors	B	B	B	B

※1 Not applicable for Sellers who wish to have Online meetings.

※2 Cannot make appointments through Business Matching System.(Walk-in meetings on the day is possible. However, meetings appointed by the Business Matching System will be prioritized)

【time indicated in Japan Standard Time】 as of June, 2026

※Schedule below is subject to change depending on the situation.

Thursday

Jun.25

10:00 a.m.

| Start of Buyer registration
(1 Basic Profile + 2 Business Matching Information)

Deadline for registration・editing information :

Wednesday, Sep. 16, 4:59 p.m.

Note) information cannot be edited beyond deadline

※ Search Business Matching Member and Message functions available from Thursday, July 15, 10:00 a.m.

※ "Business Matching System Users Manual" is scheduled to be available on your my Page from around Thursday, June 25.

Tuesday

Jul.21

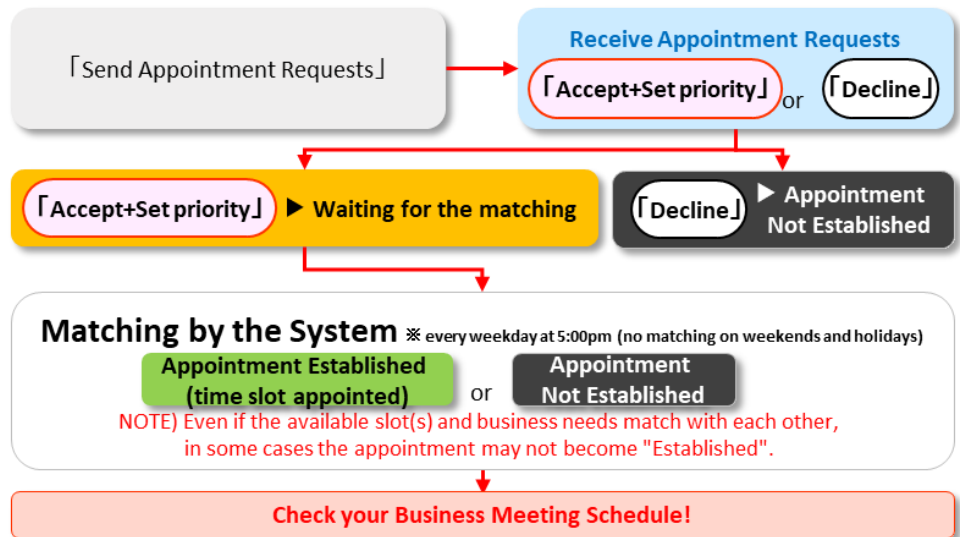
10:00 a.m.

|

Wednesday

Sep.16

| Start of sending/receiving Appointment Requests(10:00 a.m.)
~Matching by the System (every weekday at 5:00 p.m.) ※weekdays only



Wednesday

Sep.16

4:59 p.m.

| **Deadline for Registration・Editing Information**

caution) cannot edit information beyond deadline

For all requests (new appointments/cancellation/change of time slots) you have received, please respond by the deadline.

Wednesday

Sep.16

6:00 p.m.

| Appointment Schedule Finalized (6:00 p.m.)

The final appointment matching will take place at 5:00 p.m.. After the check by the Secretariat, your Appointment Schedule will be finalized at 6:00 p.m..

※From your Business Meeting My Page, please check your Business Meeting Schedule (Appointment Sheet) beyond 6:00 p.m..

| Documents will be available for download

The documents necessary for the Business Meetings and Guidance material can be downloaded from your Business Meeting My Page.

【NOTE】 Make sure to print out the "Finalized Business Meeting Schedule" and bring it with you on the day of the Business Meeting. 【 Print out in A4 size / full color/one side 】

Thursday

Sep.24

|

Friday

Sep.25

| Business Meeting Days

1st day : Thursday, September 24 10:50 a.m.-5:30 p.m. Business Meetings (sessions 1~9)

2nd day : Friday, September 25 10:50 a.m.-5:30 p.m. Business Meetings(sessions 10~18)

【NOTICE】 Please be sure to report the "Meeting Status" from your Business Meeting My Page after the meetings.

【In JST】 As of September, 2026

※Schedule below may change due to circumstances

Thursday, September 24: Day 1		Friday, September 25: Day 2	
10:50 ~ 11:10	セッション/Session 1	10:50~11:10	セッション/Session 10
11:10 ~ 11:30	インターバル/Interval	11:10~11:30	インターバル/Interval
11:30 ~ 11:50	セッション/Session 2	11:30~11:50	セッション/Session 11
11:50 ~ 13:10	ランチ休憩/Lunch Time	11:50~13:10	ランチ休憩/Lunch Time
13:10 ~ 13:30	セッション/Session 3	13:10~13:30	セッション/Session 12
13:30 ~ 13:50	インターバル/Interval	13:30~13:50	インターバル/Interval
13:50 ~ 14:10	セッション/Session 4	13:50~14:10	セッション/Session 13
14:10 ~ 14:30	インターバル/Interval	14:10~14:30	インターバル/Interval
14:30 ~ 14:50	セッション/Session 5	14:30~14:50	セッション/Session 14
14:50 ~ 15:10	インターバル/Interval	14:50~15:10	インターバル/Interval
15:10 ~ 15:30	セッション/Session 6	15:10~15:30	セッション/Session 15
15:30 ~ 15:50	インターバル/Interval	15:30~15:50	インターバル/Interval
15:50 ~ 16:10	セッション/Session 7	15:50~16:10	セッション/Session 16
16:10 ~ 16:30	インターバル/Interval	16:10~16:30	インターバル/Interval
16:30 ~ 16:50	セッション/Session 8	16:30~16:50	セッション/Session 17
16:50 ~ 17:10	インターバル/Interval	16:50~17:10	インターバル/Interval
17:10 ~ 17:30	セッション/Session 9	17:10~17:30	セッション/Session 18

Registration Steps

If you wish to participate in the Business Meetings, you will need to complete

『 **1** Basic Profile Registration』 and 『 **2** Business Matching Information Registration』

1

Basic Profile Registration

Basic Profile Registration

Thursday
June 25
10:00 a.m. JST~

Access to Media Registration page

<https://tej2026.jcdbizmatch.jp/en/Participation/Buyer>

* Before registration, please check the Terms and Conditions of Participation and Policy for handling Personal Information.



After filling out Basic Profile Registration Form, you will receive an automatic email. please click the URL attached to it and activate your account.

*URL is valid for **1 week**.

*If you cannot find the email, please check the spam file of your email account.

Registration Completed

Once the registration is completed, you will be able to log in to your My Page.

Login URL : <https://tej2026.jcdbizmatch.jp/en/Login>

Login ID : email address you registered

Password : Set by you

* If you forgot your password, click “Forgot your password?” on the Login screen and follow the steps to reset the password.

2

Business Matching Information Registration

Business Matching Information Registration

Approval Review

Register Business Matching Information from either the screen which appears right after completion of Basic Profile Registration or your My Page.

* If you do not enter Business Matching Information, you will have no access to Business Matching System and will not be able to participate in Business Meetings.

* Registration required per person, not per company.

After the approval by the Organizer, your Business Matching System will be activated.

(within approx. 5 business days)

○If approved

If approved, there will be a notification email sent from the system.

✕If rejected

You will receive notification (email) from the Secretariat.

We cannot answer any questions regarding the reason of the disapproval.

Media Buyer Registration Completed

**Starting Day of Business Matching System Operation :
Tuesday, July 2, 10:00 a.m.**

* “Business Matching System Users Manual” is scheduled to be uploaded on your My Page around Thursday, June 25. (Tentative)

What to do before the Business Meetings

Business Matching

Tuesday, July 21,
10:00 a.m. JST



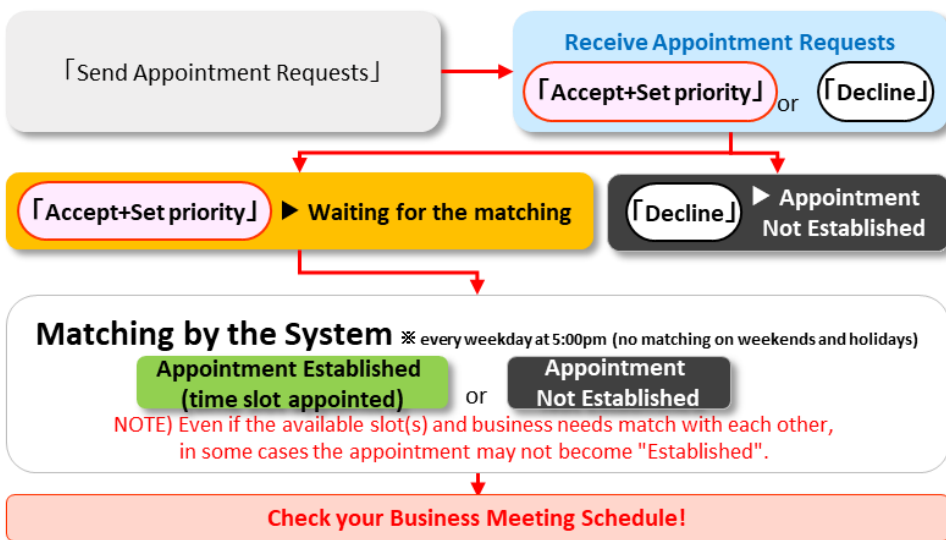
Wednesday,
September 16

You will be able to send Appointment Requests, Accept/Decline the requests you received, confirm Appointment Schedule, etc., from your My Page.

"Search Business Matching Member" and "Message" functions will be available from Wednesday, July 15, 10:00 a.m.

Start of Business Matching System operation : Tuesday, July 21, 10:00am JST

* "Business Matching System Users Manual" is scheduled to be uploaded on your My Page around Thursday, June 25.



Apply for
Press Coverage of
TEJ conference

You can apply for Press Coverage of TEJ Conference from your My Page. NOTE) Be careful not to apply for seminars which may overlap with your Business Meeting Schedule.

Print out
ID Pass
Wednesday
September 16
6:00 p.m. JST ~

Print out your ID Pass from your My Page **[A4 size] [full color]**



Make sure that the QR code is printed legibly (without blurs or smudges)
※If printed in different size or in black and white, you will need to have the ID Pass reissued at the site, so please be careful.

Days of the event

How to enter the venue

- Those who will be visiting on Trade and Press Days(Thursday, Sep. 24, Friday, Sep.25), **Have your ID Pass read at the entry gate to enter.**
- Those who will be visiting on Public Days (Saturday, Sep. 26, Sunday, Sep.27) **You must first stop by at the Media Center.**


Regarding [ID Pass]

- ✓Fold it in four, and put it in the Pass Case offered in the venue and wear it at all times.
- ✓If you are visiting on multiple days, we will read the QR code on your pass at your first entry to the venue on each day of your visit
- ✓Please make sure to stop by the Media Center after entering the venue.

*Check the map for location.

By registering as Media Buyer, you can enter the venue on Trade and Press Days [Thursday, Sep. 24, Friday, Sep. 25] and Public Days [Saturday, Sep. 26-Sunday, Sep. 27]. * For the purpose of media coverage only

Information ① | Your Company/Organization's Basic Profile (1/2)

Company Name * (in English)		<input type="text"/>	Corporate entity such as Co. or Inc. is <u>not</u> necessary
		<small>*Please enter "freelance" if you are a freelancer</small>	
Company Name (in Japanese)		<input type="text"/>	
Company Name (in Katakana)		<input type="text"/>	
Website URL (Company/Organization) *		<input type="text"/>	 DO NOT LEAVE BLANK! e.g.,) https://www... *do NOT omit https:// If your company does not have URL, please contact the Business Meeting Secretariat. <Business Meeting Secretariat : bizmtg@bsec.jp >
Location of your company *		<input type="text"/>	
Postal Code *		<input type="text"/>	
		<small>Only numeric or alphanumeric. e.g. 1234444 Please do not enter hyphen</small>	
Address (in English)	State / City *	<input type="text"/>	
		<small>e.g. Tokyo,</small>	
	Company Address ① *	<input type="text"/>	
		<small>e.g. Chiyoda-ku,</small>	
	Company Address ② *	<input type="text"/>	
		<small>e.g. 1-2-3 Ryoko-machi,</small>	
	Company Address ③	<input type="text"/>	
		<small>e.g. Tourism Bldg. 3F,</small>	
Address (in Japanese)	State / City	<input type="text"/>	
		<small>e.g. 東京都</small>	
	Company Address ①	<input type="text"/>	
		<small>e.g. 千代田区</small>	
	Company Address ②	<input type="text"/>	
		<small>e.g. 旅行町1-2-3</small>	
	Company Address ③	<input type="text"/>	
		<small>e.g. ツーリズムビル3F</small>	
TEL *		<input type="text"/>	Enter the country/region of YOUR current office, not the address of the Head Office.
		<small>e.g. 03-5657-0758</small>	

Information ① | Your Company/Organization's Basic Profile (2/2)

Media Type *

(You may make more than one selection)

You must fill in the name of the medium for each item you chose.

※Filling in the name of the media on selected item is required

SNS

Instagram *Enter your username(e.g., @username)

TikTok *Enter your username(e.g., @username)

Facebook *Enter your username

YouTube *Enter your username(e.g., @username or channel name)

X (Twitter) *Enter your username(e.g., @username)

Web News

*Please enter the name of the media or account URL

(English)

(Japanese)

TV

(English)

(Japanese)

Radio

(English)

(Japanese)

Newspaper

Newspaper

(English)

(Japanese)

Industry Newspaper

(English)

(Japanese)

Magazine

Magazine

(English)

(Japanese)

Industry Magazine

(English)

(Japanese)

Travel Guide Book

(English)

(Japanese)

Other

*Please enter the name of the media or account URL

(English)

(Japanese)

Plans for your media coverage *

※Filling in the name of the media and on selected item is required

Plan about this exhibition

Media Name (English)

Media Name (Japanese)

Publication Date

Plan about script & information of exhibitors

Media Name (English)

Media Name (Japanese)

Publication Date

Undecided

If you answered "YES", you must fill out the name of medium and release date.

Photograph or Film *

(You may make more than one selection)

Photograph

N/A (None of the Above)

Film

Information② | Information of the Actual Participant (1/2)

Register the information of the person who will be attending the event.
Each participant needs their own registration.

Family Name * (in English)	<input type="text"/> e.g. Ryoko
First Name * (in English)	<input type="text"/> e.g. Taro
Title *	<input type="radio"/> Mr. <input type="radio"/> Ms. <input type="radio"/> Do not answer
Family Name (in Japanese)	<input type="text"/> e.g. 旅行
First Name (in Japanese)	<input type="text"/> e.g. 太郎
Department * (in English)	<input type="text"/>
Department (in Japanese)	<input type="text"/>
Position *	<input type="radio"/> Executive <input type="radio"/> Management <input type="radio"/> Regular Employee <input type="radio"/> Other (English) <input type="text"/> (Japanese) <input type="text"/>
E-mail *	<input type="text"/>
Repeat e-mail address * (for confirmation)	<input type="text"/>
Preferred language	<input type="radio"/> Japanese <input checked="" type="radio"/> English (For receiving information from the Promotion Office)
CC. E-mail	<input type="text"/> <small>*Multiple emails can be entered, separated by a comma [,]. *Email for the activation for your account will not be delivered to CC E-mail addresses.</small>
Password *	<input type="password"/> Passwords must: - Contain no fewer than 6, and no more than 12 characters (single-byte alpha-numeric characters) - Contain at least one letter and one number Example: Tourism2026
Repeat password* (for confirmation)	<input type="password"/>
Emergency Contact Number * [Mobile Phone]	<input type="text"/> e.g. 080-0000-0000

This will be the login ID for your My Page. Also, all emails from the Secretariat will be sent to this address.
Please be sure to fill in a valid email address.

All Media Buyers must fill in this information!

Fill out the number which can be reached in urgent situation on the days of the event.

The Secretariat may need to get in touch with you during the event.

Information② | Information of the Actual Participant (2/2)

Register the information of the person who will be attending the event.
Each participant needs their own registration.

<p>Job Category * (You may make more than one selection)</p>	<div style="display: flex; justify-content: space-between;"> <div style="width: 48%;"> <p><input type="checkbox"/> Journalist</p> <p><input type="checkbox"/> Writer Media name published in the past (English) Media name pu Publication Dat</p> <p><input type="checkbox"/> Editor <input type="checkbox"/> Photographer <input type="checkbox"/> Producer</p> </div> <div style="width: 48%;"> <p><input type="checkbox"/> Influencer *Enter the URL of your primary social media account [Input Field]</p> <p><input type="checkbox"/> Director</p> <p><input type="checkbox"/> Production <input type="checkbox"/> Sales/Marketing <input type="checkbox"/> Other (English) [Input Field] (Japanese) [Input Field]</p> </div> </div>
<p>Please select the appropriate category based on your number of followers or channel subscribers. <small>※The information you enter here will be shared with sellers.</small></p>	<p><input type="radio"/> Small Influencer: Fewer than 1,000 followers/subscribers <input type="radio"/> Nano Influencer: 1,000 to 9,999 followers/subscribers <input type="radio"/> Micro Influencer: 10,000 to 99,999 followers/subscribers <input type="radio"/> Mid-tier Influencer: 100,000 to 999,999 followers/subscribers <input type="radio"/> Mega Influencer: 1,000,000 or more followers/subscribers</p>
<p>Purpose of Visit * (You may make more than one selection)</p>	<p><input type="checkbox"/> Interview <input type="checkbox"/> Business Meeting</p> <p><input type="checkbox"/> Gathering Information <input type="checkbox"/> Other (English) [Input Field] (Japanese) [Input Field]</p>
<p>How did you find out about this event first? * (You may make more than one selection)</p>	<p><input type="checkbox"/> Official Website <input type="checkbox"/> Other Website Name of Media: [Input Field]</p> <p><input type="checkbox"/> SNS Name of Media: [Input Field]</p> <p><input type="checkbox"/> Newspaper / Magazines Name of Paper / Magazine: [Input Field]</p> <p><input type="checkbox"/> TV / Radio Title of Show: [Input Field]</p> <p><input type="checkbox"/> Flyer(s) <input type="checkbox"/> Poster(s) <input type="checkbox"/> Internal Publication of Your Company <input type="checkbox"/> Information from Your Colleagues or Friends <input type="checkbox"/> Announcement from Organizers <input type="checkbox"/> Other [Input Field]</p>
<p>Are you planning to attend the Travel Solution Exhibition 2026? *</p>	<p><input type="radio"/> Yes <input type="radio"/> Undecided</p> <p><small>*Only for purpose of survey. Checking 'Yes' will NOT automatically register you.</small></p>
<p>Do you agree to the Terms and Conditions for Participants of Tourism EXPO Japan 2026 Business Meetings? *</p>	<div style="border: 1px solid #ccc; padding: 10px;"> <p>Terms and Conditions of participation</p> <p>Tourism EXPO Japan Business Meetings</p> <p>We will stipulate the terms and conditions of participation for Business Meetings hosted by the Organizer (comprised of the following organizations: Japan Travel and Tourism Association, Japan Association of Travel Agents (JATA), Japan National Tourism Organization) as follows. The participants must strictly abide by the rules.</p> <p>Article 1 Participants</p> <p><input checked="" type="checkbox"/> I agree</p> <p><small>*NOTE*</small></p> <ul style="list-style-type: none"> -All buyers are strictly prohibited from engaging in sales activities. -If any business meeting appointments become engaged through the TEJ Business Meeting Matching System, you must be present at the site and conduct business meetings in person. -The Organizer will NOT support your VISA acquisition process or compensate your transportation / accommodation. -Canceling appointments after the Final Matching and/or being a No-Show on the day of the Business Meetings are strictly prohibited. </div>

Confirm

If you cannot click on the "Confirm" button, please read the notice at the top of this page, then check the box titled "I agree".

All Business Meeting participants need to register both
 『 **1** Basic Profile Registration 』 and
 『 **2** Business Matching Information Registration 』

* If you do not enter Business Matching Information, you will have no access to Business Matching System and will not be able to participate in the Business Meetings.

* Registration per person, not per company.

Information① | Information necessary for the meetings(1/1)

Please check if you are a Hosted Overseas Media who are invited by Organizer *

Yes No
 *Hosted Overseas Media : non-Japan
 *"Yes" is limited to Hosted Overseas
 *The business meeting appointments to 13 are closed from the beginning)
 *Hosted Overseas Media can have me Japan.

If you are NOT a Hosted Overseas Media (non-Japanese Media who reside in Japan, invited from Organizers), select "NO".

※Non-Japanese Media participants who reside in Japan can have meetings only with Domestic Exhibitors and Exhibitors who handle travels from overseas to Japan.

You can upload Your Profile Image.

ファイルの選択 ファイルが選択されていません

(e.g. Photograph of your face, Company's logo, buildings, or regional landscape)

*Please upload data with "jpeg", "jpg", "png" for image. (Up to 3MB)

Business Meeting categories which you expect *
 (You may make more than one selection)

*Please check the business category(ies) you are eligible to hold meetings about.

- Outbound Travel from Japan Japanese Domestic Travel
 Inbound Travel to Japan Tourism-Related Solution Business

Expertise / Professional Fields *
 (in English)

Up to 100 characters e.g. Planning and producing of Web magazine.

Expertise / Professional Fields
 (in Japanese)

Up to 50 characters e.g. ウェブマガジンの企画・制作

PR Messages
 (in English) *

※Please enter the information of your company's general profile, nature of business and type of tour products which your company deals with.

Up to 400 characters Character Count: 0

PR Messages
 (in Japanese)

Up to 200 characters Character Count: 0

Specific Language(s) during the Business Meetings *
 (You may make more than one selection)

- Japanese English
 Other
 (English)
 (Japanese)

You can attach a photo on your "Profile" (maximum 3MB/jpeg/jpg/png).
 (e.g) photo of the meeting participant/company logo/image photo)
 ※ Images will play an important role as eyecatcher for the Business Meeting participants searching for counterparts. We highly recommend you to use the function.

Information① | Information regarding meeting partners you wish to meet(1/1)

All items marked by "*" are mandatory field.

<p>Countries or regions of Service / Product / Information - which you are searching for *</p> <p>(You may make more than one selection)</p>	<ul style="list-style-type: none"> <input type="checkbox"/> Japan <input type="checkbox"/> Asia(Except for Japan) <input type="checkbox"/> Middle East <input type="checkbox"/> North and Central America <input type="checkbox"/> South America <input type="checkbox"/> Micronesia and Oceania <input type="checkbox"/> Europe <input type="checkbox"/> Africa
<p>Service / Product / Information you would like to obtain *</p> <p>(You may make more than one selection)</p>	<ul style="list-style-type: none"> <input type="checkbox"/> Tourism Information <input type="checkbox"/> Accommodation <input type="checkbox"/> Transportation, Transit <input type="checkbox"/> Theme Park, Leisure, Industrial <input type="checkbox"/> MICE <input type="checkbox"/> Content by Segment <input type="checkbox"/> Inbound Tourism <input type="checkbox"/> Medical, Beauty <input type="checkbox"/> Shopping <input type="checkbox"/> Bridal <input type="checkbox"/> Food and Beverage, Gourmet <input type="checkbox"/> Travel Company <input type="checkbox"/> Computers, IT <input type="checkbox"/> Travel Magazine, Media <input type="checkbox"/> Merchandise <input type="checkbox"/> Education <input type="checkbox"/> Tourism-Related Solution Business <input type="checkbox"/> Other
<p>As a buyer, please provide the following details:</p> <p>1. What type of seller are you looking to meet?</p> <p>2. What specific topics would you like to discuss during the meeting? (in English)</p> <p>Note: Sales activities from buyers to sellers are strictly prohibited. Additional comments (if any): Please enter here.</p>	<p>Up to 400 characters Character Count: 0</p>
<p>As a buyer, please provide the following details:</p> <p>1. What type of seller are you looking to meet?</p> <p>2. What specific topics would you like to discuss during the meeting? (in Japanese)</p> <p>Note: Sales activities from buyers to sellers are strictly prohibited. Additional comments (if any): Please enter here.</p>	<p>Up to 200 characters Character Count: 0</p>
<p>Expected result from the Business Meeting *</p> <p>(You may make more than one selection)</p>	<p><input type="checkbox"/> Gathering Information, Business Networking <input type="checkbox"/> Negotiating Tie-ups and Interviews</p> <p><input type="checkbox"/> Other</p> <p>(Japanese) <input type="text"/></p> <p>(English) <input type="text"/></p>
<p>How to hold the business meetings *</p>	<p><input type="checkbox"/> Have meetings at the venue</p>
<p>Availability *</p>	<p>Please choose the dates and times when you are available for Business Meetings.</p> <p>Please set your own lunch break as needed.</p> <p>Click here to enter further details</p>
<p>Receive Instant Notifications</p>	<p><input checked="" type="checkbox"/> Appointment Requests Received <input checked="" type="checkbox"/> Waiting for Matching <input checked="" type="checkbox"/> New messages</p> <p><input checked="" type="checkbox"/> Declined appointment requests <input checked="" type="checkbox"/> Cancellation requests <input checked="" type="checkbox"/> Withdrawn cancellation requests</p> <p><input checked="" type="checkbox"/> Accepted cancellation requests <input checked="" type="checkbox"/> Appointment Schedule Changes</p> <p><input checked="" type="checkbox"/> Appointment Place Changes <input checked="" type="checkbox"/> Today's Recommendation</p>
<p>Ranking System</p>	<p><input checked="" type="checkbox"/> The Matching System has the system of showing the ranking of the number of received requests / appointment requests sent.</p> <p>If you wish to decline the entry for the ranking system, please uncheck the checkbox.</p>

Set the availability on your time slots by selecting available/not available. When setting your schedule, please keep in mind your Press Coverage schedules and breaks.

Note) The initial setting on all time slots is 「available ()」

Please try to hold at least 8 sessions within 2 days of the event.

...available ...not available

Availability

Please choose the dates and times when you are available for Business Meetings.
Please set your own lunch break as needed.
By default, you are set to be available for meetings at any time.
Please remove the check marks from any time slots when you are unavailable for meetings.

Schedule	Thursday, September 24	Schedule	Friday, September 25
10:50-11:10 Session 1	<input checked="" type="checkbox"/>	10:50-11:10 Session 10	<input checked="" type="checkbox"/>
11:30-11:50 Session 2	<input checked="" type="checkbox"/>	11:30-11:50 Session 11	<input checked="" type="checkbox"/>
There is no session from 11:50 to 13:10 for lunch break.			
13:10-13:30 Session 3	<input checked="" type="checkbox"/>	13:10-13:30 Session 12	<input checked="" type="checkbox"/>
13:50-14:10 Session 4	<input checked="" type="checkbox"/>	13:50-14:10 Session 13	<input checked="" type="checkbox"/>
14:30-14:50 Session 5	<input checked="" type="checkbox"/>	14:30-14:50 Session 14	<input checked="" type="checkbox"/>
15:10-15:30 Session 6	<input checked="" type="checkbox"/>	15:10-15:30 Session 15	<input checked="" type="checkbox"/>
15:50-16:10 Session 7	<input checked="" type="checkbox"/>	15:50-16:10 Session 16	<input checked="" type="checkbox"/>
16:30-16:50 Session 8	<input checked="" type="checkbox"/>	16:30-16:50 Session 17	<input checked="" type="checkbox"/>
17:10-17:30 Session 9	<input checked="" type="checkbox"/>	17:10-17:30 Session 18	<input checked="" type="checkbox"/>

【Hosted Overseas Media】

Non-Japanese Media participants who reside in Japan Information regarding Media Buyer registration

to all Hosted Overseas Media Buyers invited by organizers
please check the notes below and complete your Media Buyer registration

1.Registration

Follow the steps on the Registration Manual and complete both 「**1** Basic Profile Registration」+ 「**2** Business Matching Information Registration」.

For the question in **2** Business Matching Information Registration 「Please check if you are a Hosted Overseas Media who are invited by Organizers」, check “yes”.

事前 / pre reg.

Edit : Business Matching Information Registration

*Deadline for Registration and/or Editing Information: **Wednesday, September 16, 4 : 59 p.m. JST**

You must supply us with additional information in order to use the Business Matching System and participate in the Business Meeting.

One account per person. *NOT per company

Registration includes:

- Access to the Business Matching System: Scheduled to open at 10:00 a.m. on Tuesday, July 21

Appointment request deadline 4:59 p.m. on Wednesday, September 16

Please fill out the necessary information below, and click the “confirm” button at the bottom of the page.

After organizers’ approval of your registration, you will be able to login to your “My page” of the Business Matching System within five business days (Japan time)

2 Business Matching Information Registration must check “Yes”

Please register the information required for business matching.

All items marked by “*” are mandatory field.

Please check if you are a Hosted Overseas Media who are invited by Organizer *	<input type="radio"/> Yes <input type="radio"/> No <small>*Hosted Overseas Media : non-Japanese Media participants who reside in Japan, invited by the Organizers **“Yes” is limited to Hosted Overseas Media Invited by organizer ONLY. *The business meeting appointments for Hosted Overseas Media will be available for sessions 14 to 18. (Sessions 1 to 13 are closed from the beginning) *Hosted Overseas Media can have meetings only with Domestic Sellers and Sellers handling travel from overseas to Japan.</small>
You can upload Your Profile Image.	<div style="border: 1px solid #ccc; padding: 5px;"> ファイルの選択 ファイルが選択されていません <small>(e.g. Photograph of your face, Company’s logo, buildings, or regional landscape) *Please upload data with “jpeg”, “jpg”, “png” for image. (Up to 3MB)</small> </div>

2. Meeting place and who you can have meetings with

● Who you can have meetings with

Domestic Exhibitors and Exhibitors handling travels from overseas to Japan for Tourism EXPO Japan 2026, who are participating in the Business Meetings as Sellers.

● Place of Meeting

It depends on the Session number, so please take caution.

▷ Sessions 1~13

• Visit the Sellers’ Exhibit booths.

▷ Sessions 14~18

• Please wait at the “Business Meeting Desk” =(Hosted Overseas Media’s Desk) located in Media Center for the Sellers to visit you.

3.Business Matching Period

● from the start of Appointment Request, Tuesday, July 21, 10:00 a.m. – Thursday, August 20, 5:00 p.m.: Business Matching for Sessions 14-18 only (generally)

※If **ALL time slots** for Sessions 14~18 became Established during the above period, Business Matching for Sessions 1~13 will become available.

● Beyond Thursday, August 20, 5:01 p.m.: Business Matching for sessions 1-13 will become available.

From “Availability” on your Business Meeting My Page, select the sessions you wish to have meetings by setting the status to “Available”.

Login URL : <https://tej2026.icdbizmatch.jp/en/Login>
 Login ID : email address you registered
 Password : set by you

What you can do on your My Page

The screenshot shows the 'My Page' interface with several callouts (A-G) pointing to specific features:

- A**: Search for Matching Members* (Search Company/Keyword)
- B**: Message Box
- C**: Edit Business Matching Information and Edit Basic Profile
- D**: Business Meeting Schedule (Your Appointment Sheet)
- E**: Your appointment status
- F**: Apply for coverage of TEJ Conference
- G**: Download documents Required on the day of event

Navigation tabs at the top include: Search/Apply for Appointments, Message Box, Edit Profile, Business Meeting Schedule (Your Appointment Sheet), and Apply for coverage of TEJ Conference.

Key sections visible include: Welcome, Matching System User Manual, Frequently Asked Questions (Q & A), Notices, and Your appointment status (listing Favorites, Recommendations, New messages, Established Appointments, etc.).

A Search for counterparts and send Appointment Request

B Check Appointment Requests sent/received

C Edit Registered Information (Basic Profile • Business Matching Information)

D Check/Print Out Established Business Meeting Schedule (Appointment Sheet)

E Check the current status of Appointment Requests

F Apply for Press Coverage/TEJ Conference

G Download/Print out necessary documents and material for the Business Meetings
 ※From Wednesday, September 16, 6:00 p.m..

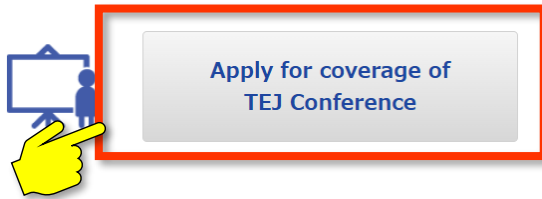
You can apply for Press Coverage of TEJ Conference from your Business Meeting My Page



If your Business Meeting appointment and Press Coverage schedule overlaps, you must prioritize Business Meeting appointment and adjust your schedule.

1

On the HOME screen of your My Page, click the "Apply for Coverage of TEJ Conference" button.



2

Check the program you wish to cover, and then scroll down to the bottom of the page to "confirm" button.

Please input Keywords.

Apply for coverage of TEJ Conference

Please select the programs you wish to coverage, and click the **Confirm** button at the bottom of the page.
Please view this page on the event website for the full details of the program.

You can confirm the programs you have selected.

Thursday, September 24

Thursday, September 24

TEJ Conference [6F Conference Room • A Stage]	Tourism Professional Seminars [East 8 Business Meeting Room(1 • 2 • 3) • AStage]	[Seller only] MICE • Educat Networking [B Stage]	[B Stage]
--------------------------------------------------	-------------------------------------------------------------------------------------	-----------------------------------------------------------	-----------

	6F Conference Room	A Stage
10:00 - 10:15	[Seminar]	
10:15 - 10:30	<input type="checkbox"/> Apply for Seminar	

You can check the record of the press coverage you have applied for when you click this "application record".

3

Check content of your application, and if there are no mistakes, click "confirm".

Confirmation: Apply for coverage of TEJ Conference

Your changes have not yet been finalized.

Please check the information you have registered and click the "Confirm" button below.

Code	<input type="text"/>	Type	
Date & Time	2026/09/24 10:00 ~ 10:30	Venue	6F Conference Room

[Seminar]
<input type="button" value="Applied"/>
<input type="button" value="Cancel"/>

NOTE) Do not apply for press coverage which may overlap with your Business Meeting Schedule.

If you cannot make it to the seminars you applied for, make sure you cancel them by Tuesday, September 22, 11:59 p.m.

Press

Tourism EXPO Japan Press
TEL: +81-3-6205-7027
Email: press@t-expo.jp
Office Hours: Weekdays 9:30 a.m.-5:30 p.m. JST

For inquiry regarding Business Meeting

Tourism EXPO Japan Business Meeting Secretariat
TEL: +81-3-6737-9389
Email: bizmtg@bsec.jp
Office Hours : Weekdays **10:00 a.m.-5:00 p.m. JST**

For general inquiry regarding Tourism EXPO Japan

Tourism EXPO Japan Promotion Office
TEL: +81-3-5510-2004
Email: event@t-expo.jp
Office Hours:
Weekdays 9:30 a.m.-5:30 p.m. JST

*Office hours differ according to the office, so please be careful.